



William Hackett
Lifting Products Limited

HOISTING





Contents

Safe Just Became Safer	2
Chain Hoists	3
ROV Chain Hoists	5
Lever Hoists	8
Compact Lever Hoists	10
Quad Pawl Technology	11
Ironman Lever Hoist	12
Adaptor Hoists	13
Push Trolleys	14
Geared Trolleys	16
Beam Clamps	18
Combined Chain Hoist and Trolleys	20
Ultra Low Headroom Trolley Hoist	21
Hand and Load Chain	22
Testing Machinery	23

Safe Just Became Safer

Management Systems

William Hackett is proud to be a triple badged quality assured company. All of our business activities are conducted within quality, environmental, and occupational health and safety management systems that are certified in accordance with ISO 9001:2015, ISO 14001:2015, and ISO 45001:2018.

Holding DNV accreditation within these standards of system control, all of our products, including our complete hoisting range, undergo rigorous quality checks as part of our manufacturing process.



LEEA

William Hackett is a full member of the lifting industry trade body, Lifting Equipment Engineers Association (LEEA). Our affiliation with LEEA is strong, with our Group Business Development Director, Ben Burgess, being a member of LEEA's board. Additionally, one third of our team hold their fully qualified LEEA registered technician status, making us well equipped to improve the safety of your lifting operations.

William Hackett Assure Portal

Our Assure portal offers market leading product traceability and certification retrieval. This fully integrated stock system allows William Hackett distributors to place orders, review product purchase history, obtain current and historic test certifications, and obtain product safe use instructions, providing enhanced quality assurance to our stakeholders.

Exceeding International Standards

William Hackett hoisting products meet and exceed the requirements of the following International Standards:

Product(s)	International Standards
WH C4, WH C4 QP, WH ATEX-C4 and WH SS-C4 QP chain hoists; and WH SS-C4 QP ROV operable chain hoists.	ASME B30.16-2014, EN13157:2004+A1:2009, NORSOK R-002:2017, AS1418.2-1997, and SANS 1594:2007.
WH L4, WH ATEX-L4, WH SS-L5 QP and WH-RL5 lever hoists.	ASME B30.21-2014, EN13157:2004+A1:2009, NORSOK R-002:2017, AS1418.2-1997, and SANS 1636:2007.
WH PT, WH PT ATEX, and WH AT adjustable push trolleys WH GT and WH GT ATEX geared trolleys.	ASME B30.16-2014, ASME B30.17-2020, and EN13157:2004+A1:2009.
WH C4 and WH ATEX-C4 combined chain hoist and trolleys; and WH SS-C4 QP and WH ATEX-C4 QP ultra low headroom trolley hoists.	ASME B30.16-2014, ASME B30.17-2020, NORSOK R-002:2017, AS1418.2-1997 and EN13157:2004+A1:2009.
WH BC fixed jaw super clamps, WH UBC universal beam clamps, and WH MDC multi-directional clamps.	ASME B30.20 Chapter 6 Clamps and EN13155:2003+A1:2009.

DNV Verification

William Hackett manual chain and lever hoists are verified by DNV as compliant with the requirements of the relevant international standards (verification no. N141UH09). By Investing in third party verification, we are able to further demonstrate our commitment to manufacturing and supplying high quality products that are focused on raising safety during lifting operations.

Please note: Working Load Limit (WLL) values indicated in this brochure are in tonnes (t)

Product Support: William Hackett is fully committed to providing its customers with technical and service support through the product lifecycle, including the availability of spares and replacement components.

All statements, technical information, advice and recommendations contained within this brochure are believed to be reliable, although no guarantee is given as to their accuracy and/or completeness. The user of our products must determine the suitability of the products for their own particular purpose, either alone or in combination with other products and shall assume all risk and liability in connection with those decisions. Whilst every effort has been made to ensure accuracy in relation to the content of tables, the information contained does not form part of any contract.

Chain Hoists



WH C4
Available from
500kg to 50t



WH SS-C4 QP
Available from
500kg to 50t



WH ATEX-C4
Available from
500kg to 5t



WH C4 QP
Available from
500kg to 50t

Chain Hoists

The design and specification of the WH C4 chain hoist range includes:

- **LIGHT LOAD CAPABILITY:** tested and certified at 2% of the chain hoist rated capacity.
- **TWIN PAWL:** fitted as standard.
- **QUAD PAWL (QP):**
 - Fitted as standard on products designated "QP".
 - Enhanced resilience to failure.
 - Finer tolerance adjustment.
 - Endurance tested to twice the industry norm.
- **SAFETY FACTOR:** 4:1.
- **SAFETY LATCHES:** hooks are fitted with heavy duty cast steel latches. The latch and hook tips are integrated creating a strong and robust hook closure.
- **HOOK OVERLOAD AND TRACEABILITY MARKS:** hooks have overload indicator marks either side of the hook throat (500kg to 10t). Both top and bottom hooks are embossed with a batch code, manufacturer's mark and the working load limit for full traceability and compliance to international standards.
- **HAND CHAIN JOINER:** a unique hand chain joiner is used as a quick and secure method of joining the hand chain.
- **HOOK HOUSINGS:** secured with socket head cap screws/ hex head bolts and nyloc insert locking nuts to allow full inspection.
- **FLEETING/CROSS HAULING:** independently tested and verified (Test Report 2550-7615) for fleeting or cross hauling applications at angles up to 45° from the vertical without deration of the WLL.
- **LOAD CHAIN:** fitted with load chain that fully complies with international standard BS EN818-7 Grade T (8). Corrosion protected Grade 8 load chain is offered as standard with our WH SS-C4 QP range of hoists, and is available as an option for WH C4 QP and WH ATEX-C4 chain hoists.
- **TEMPERATURE RANGE:**
 - 20°C to +120°C for WH C4 and WH C4 QP chain hoists,
 - 40°C to +120°C for WH SS-C4 QP chain hoists, and
 - 20°C to +135°C for WH ATEX-C4 chain hoists.
- **PROOF TESTED:** 100% of hoists are proof tested to 1.5 times the Working Load Limit.
- **OPTIONAL EQUIPMENT:**
 - Overload limiter.
 - Top and bottom hook with ball bearing adaptors.
- **MANUFACTURED** and proof tested in the UK.

WH C4 Chain Hoist

Part Code	WLL t	No. of Falls	Load Chain mm	Mass kg 3m HOL	Extra Weight per m kg
022.053	0.5	1	5 x 15	7.8	1.3
022.103	1.0	1	6 x 18	11.1	1.6
022.163	1.6	1	8 x 24	15.8	2.2
022.203	2.0	1	8 x 24	16.8	2.2
022.32D03	3.2	2	8 x 24	24.2	3.6
022.503	5.0	2	10 x 30	38.4	5.2
022.753	7.5	3	10 x 30	58.2	7.6
022/1003	10.0	4	10 x 30	68.9	9.5
022/1503	15.0	6	10 x 30	116.7	13.9
022/2003	20.0	8	10 x 30	149.5	19.0
022/3003	30.0	12	10 x 30	515.0	27.7
022/5003	50.0	20	10 x 30	750.0	45.8

WH C4 QP Chain Hoist

Part Code	WLL t	No. of Falls	Load Chain mm	Mass kg 3m HOL	Extra Weight per m kg
025.053	0.5	1	6 x 18	11.1	1.7
025.103	1.0	1	6 x 18	11.1	1.7
025.163	1.6	1	8 x 24	16.8	2.2
025.203	2.0	1	8 x 24	16.8	2.2
025.323	3.2	2	8 x 24	24.2	3.6
025.503	5.0	2	10 x 30	38.4	5.2
025.753	7.5	3	10 x 30	58.2	7.6
025/1003	10.0	4	10 x 30	68.9	9.5
025/1503	15.0	6	10 x 30	116.7	13.9
025/2003	20.0	8	10 x 30	149.5	19.0
025/3003	30.0	12	10 x 30	515.0	27.7
025/5003	50.0	20	10 x 30	750.0	45.8


WH SS-C4 QP Chain Hoist (with AkzoNobel Paint)

Part Code	WLL t	No of Falls	Load Chain mm	Mass kg 3m HOL	Extra Weight per m kg
025.SS.053	0.5	1	6 x 18	11.1	1.6
025.SS.103	1.0	1	6 x 18	11.1	1.6
025.SS.163	1.6	1	8 x 24	16.8	2.2
025.SS.203	2.0	1	8 x 24	16.8	2.2
025.SS.32D03	3.2	2	8 x 24	24.2	3.6
025.SS.503	5.0	2	10 x 30	38.4	5.2
025.SS.753	7.5	3	10 x 30	58.2	7.5
025.SS.1003	10.0	4	10 x 30	68.9	9.5
025.SS.1503	15.0	6	10 x 30	116.7	13.9
025.SS.2003	20.0	8	10 x 30	149.5	19.0
025.SS.3003	30.0	12	10 x 30	515.0	27.7
025.SS.5003	50.0	20	10 x 30	750.0	45.8

WH ATEX-C4 Chain Hoist

Part Code	WLL t	No. of Falls	Load Chain mm	Mass kg 3m HOL	Extra Weight per m kg
022.ATEX.053	0.5	1	5 x 15	8.1	1.3
022.ATEX.103	1.0	1	6 x 18	11.5	1.6
022.ATEX.203	2.0	1	8 x 24	16.8	2.2
022.ATEX.32D03	3.2	2	8 x 24	24.2	3.6
022.ATEX.503	5.0	2	10 x 30	38.4	5.2

ROV Chain Hoists

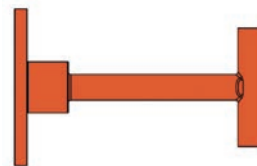


WH SS-C4 QP ROV
Available from
3.2t to 20t

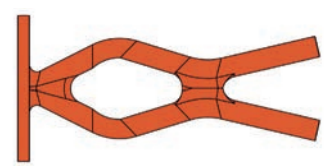
ROV Chain Hoists

In addition to the design and specification of the WH SS-C4 QP chain hoist, the WH SS-C4 QP ROV chain hoist includes the following:

- **TEMPERATURE RANGE:** -40°C to +60°C.
- **CORROSION PROTECTED:** All William Hackett ROV hoists are finished with highly specialist marine grade paint (AkzoNobel Interpon Redox Triple 3-Layer Corrosion Protection System) to ISO 12944 category C5. This gives superior corrosion protection in harsh, offshore environments.
- **NEUTRAL SALT SPRAY TEST TO ISO 9227:** Resistance against corrosion, blistering and coating adhesion integrity exceeding 1,500 hours according to ISO 9227. No corrosion creep more than 1.6mm from a scribed mark.
- **HYPERBARIC TESTED** at 3000 metre water depths.
- **FIXINGS AND FASTENERS:** all made from stainless steel.
- **CONFIGURATIONS:** Available with either hydraulic, torque bucket, or manual drive interfaces. Manual drive interface variants can be supplied with optional handwheel or torque limiter, and either D-link, T-handle, or Fishtail handles.
- **TERMINAL FITTINGS:** Supplied with our hoist top and bottom hook assemblies as standard. Can also be supplied with bespoke terminal fittings such as ROV shank hooks, shackles and sling hooks.
- **MANUFACTURED** and proof tested in the UK.



T-HANDLE



FISHTAIL HANDLE

WH SS-C4 ROV Chain Hoist (Manual Interface)

Part Code	WLL t	No. of Falls	Load Chain mm	Mass kg 3m HOL	Extra Weight per m kg
022.R.300.*.P	3.2	1	10.0	26.5	2.2
022.R.500.*.P	5.0	2	10.0	37.9	4.4
022.R.1000.*.P	10.0	4	10.0	68.4	8.8
022.R.1500.*.P	15.0	6	10.0	116.2	13.2
022.R.2000.*.P	20.0	8	10.0	146.8	17.6

*F1, T1 or D1 handles available

ROV Chain Hoists



WH SS-C4 ROV Chain Hoist (Hydraulic Interface)

Part Code	WLL t	No. of Falls	Load Chain mm	Mass kg 3m HOL	Extra Weight per m kg
022.R.300.H1.P	3.2	1	10.0	62.8	2.2
022.R.500.H1.P	5.0	2	10.0	74.2	4.4
022.R.1000.H1.P	10.0	4	10.0	104.7	8.8
022.R.1500.H1.P	15.0	6	10.0	152.5	13.2
022.R.2000.H1.P	20.0	8	10.0	185.3	17.6



WH SS-C4 ROV Chain Hoist (Torque Bucket Interface)

Part Code	WLL t	No. of Falls	Load Chain mm	Mass kg 3m HOL	Extra Weight per m kg
022.R.300.TB1.P	3.2	1	10.0	45.2	2.2
022.R.500.TB1.P	5.0	2	10.0	56.6	4.4
022.R.1000.TB1.P	10.0	4	10.0	87.1	8.8
022.R.1500.TB1.P	15.0	6	10.0	134.9	13.2
022.R.2000.TB1.P	20.0	8	10.0	167.7	17.6

Lever Hoists



WH SS-L5 QP
Available from
800kg to 15t

WH ATEX-L4
Available from
800kg to 10t

WH L4
Available from
800kg to 20t

Lever Hoists

The design and specification of the WH L4 and SS-L5 QP lever hoist range includes:

- **LIGHT LOAD CAPABILITY:** tested and certified at 2% of the lever hoist rated capacity.
- **TWIN PAWL:** fitted as standard on WH L4 and WH ATEX-L4 lever hoists.
- **QUAD PAWL (QP):**
 - Fitted as standard on products designated "QP".
 - Enhanced resilience to failure.
 - Finer tolerance adjustment.
 - Endurance tested to twice the industry norm.
- **SAFETY FACTOR:** 4:1
- **SAFETY LATCHES:** hooks are fitted with heavy duty cast steel latches. The latch and hook tips are integrated creating a strong and robust hook closure.
- **HOOK OVERLOAD AND TRACEABILITY MARKS:** hooks have overload indicator marks either side of the hook throat (800kg to 10t). Batch code, manufacturer's mark and hoist WLL on both hook assemblies for full traceability and compliance.
- **HOOK HOUSINGS:** are secured with socket head cap screws/hex head bolts and nyloc locking nuts to allow full inspection.
- **FLEETING/CROSS HAULING:** independently tested and verified (Test Report 2550-7615) for fleeting or cross hauling applications at angles up to 45° from the vertical without deration of the WLL.
- **LOAD CHAIN:** fitted with load chain that fully complies with international standard BS EN818-7 Grade T (8). Corrosion protected Grade 8 load chain is offered as standard with our WH SS-L5 QP lever hoists, and is available as an option for WH ATEX-L4 lever hoists.
- **TEMPERATURE RANGE:**
 - 20°C to +120°C for WH L4 lever hoists,
 - 40°C to +120°C for WH SS-L5 QP lever hoists, and
 - 20°C to +135°C for WH ATEX-L4 lever hoists.
- **PROOF TESTED:** 100% of lever hoists are proof tested to 1.5 times the WLL.
- **OPTIONAL EQUIPMENT:**
 - Overload limiter.
 - Top and bottom hook adaptors.
 - Travelling End Stop.
- **MANUFACTURED** and proof tested in the UK.

WH L4 Lever Hoist

Part Code	WLL t	No. of Falls	Load Chain mm	Mass kg 1.5m HOL	Extra Weight per m kg
033.080	0.8	1	5.6 x 17	6.2	0.7
033.160	1.6	1	7.1 x 21	9.6	1.1
033.320	3.2	1	10 x 30	15.5	2.2
033.630	6.3	2	10 x 30	27.0	4.4
033.900	9.0	3	10 x 30	38.3	6.6
033/1500	15.0	6	10 x 30	90.0	13.2
033/2000	20.0	8	10 x 30	195.0	19.2

WH L4 Lever Hoist with Shipyard Hooks

Part Code	WLL t	No. of Falls	Load Chain mm	Mass kg 1.5m HOL	Extra Weight per m kg
033.160.SY	1.6	1	7.1 x 21	9.6	1.1
033.320.SY	3.2	1	10 x 30	15.5	2.2

WH SS-L5 QP Lever Hoist (with AkzoNobel Paint)

Part Code	WLL t	No. of Falls	Load Chain mm	Mass kg 1.5m HOL	Extra Weight per m kg
035.SS.080	0.8	1	5.6 x 15.7	5.9	0.7
035.SS.160	1.6	1	7.1 x 19.9	7.4	1.1
035.SS.320	3.2	1	10 x 28	13.7	2.2
035.SS.630	6.3	2	10 x 28	26.4	4.4
035.SS.1000	10.0	3	10 x 28	40.1	6.6
035.SS.1500	15.0	6	10 x 28	70.2	13.2

WH ATEX-L4 Lever Hoist

Part Code	WLL t	No. of Falls	Load Chain mm	Mass kg 1.5m HOL	Extra Weight per m kg
033.ATEX.075	0.8	1	5.6 x 17	6.2	0.7
033.ATEX.160	1.6	1	7.1 x 21	9.6	1.1
033.ATEX.320	3.2	1	10 x 30	15.5	2.2
033.ATEX.630	6.3	2	10 x 30	27.0	4.4
033.ATEX.1000	10.0	3	10 x 30	38.3	6.6

Compact Lever Hoists



WH L4 COMPACT
Available in
250kg and 500kg

The design and specification of the WH L4 compact lever hoist includes:

- **LIGHT LOAD CAPABILITY:** tested and certified at 2% of the lever hoist rated capacity.
- **TWIN PAWL:** fitted as standard.
- **SAFETY FACTOR:** 4:1.
- **SAFETY LATCHES:** hooks are fitted with heavy duty cast steel latches. The latch and hook tips are integrated creating a strong and robust hook closure.
- **OVERLOAD INDICATOR MARKS:** the WH L4 compact lever hoist top and bottom hooks have, as part of the hook forging, overload indicator marks either side of the hook throat.
- **LOAD CHAIN:** the WH L4 compact lever hoists are fitted with load chain that fully complies with international standard BS EN818-7 Grade T (8).
- **HARD WEARING BELT BAG:** included as standard.
- **TEMPERATURE RANGE:** -20°C to +120°C.
- **PROOF TESTED:** 100% of lever hoists are proof tested to 1.5 times the WLL.
- **MANUFACTURED** and proof tested in the UK.

Part Code	WLL t	No. of Falls	Load Chain mm	Std. Lift m	Mass kg 1.5m HOL
032.025	0.25	1	3.2 x 9	1.5	1.6
032.050	0.50	1	4.3 x 12	1.5	2.6

Quad Pawl Technology

Innovation drives safety: our Quad Pawl Technology (denominated as 'QP') delivers operators with enhanced levels of operational safety and performance.

Quad Pawl Technology is a revolutionary mechanical brake solution that incorporates twin sets of dual pawls, doubling the number of pawls found in conventional hoists. Each of the pawls engage with the ratchet gear in an offset, sequential configuration. This enables finer adjustment and tensioning capability whilst maintaining pawl and ratchet gear engagement.

A further beneficial feature of Quad Pawl Technology is that, through intuitive design, all four pawls engage with the ratchet gear independently without the requirement of pawl springs. However, for utmost resilience and product endurance, our QP hoists are fitted with pawl springs as standard.

Quad Pawl Technology is now available in:
WH SS-L5 QP lever hoists,
WH C4 QP and WH SS-C4 QP chain hoists,
WH SS-C4 QP ROV chain hoists, and
WH SS-C4 QP ultra low headroom trolley hoists.

For a demonstration of how Quad Pawl Technology works, scan the QR codes below to view our explanatory animations.

Safe just became safer.



Evolution of Quad Pawl



Brake Safety Animation



Quad Pawl Technology

Ironman Lever Hoist

WH RL5 IRONMAN
Available in 1.5t

The design and specification of the WH RL5 Ironman lever hoist includes the following:

- **LIGHT LOAD CAPABILITY:** tested and certified at 2% of the lever hoist rated capacity.
- **TWIN PAWL:** fitted as standard on WH RL5 lever hoists.
- **SAFETY FACTOR:** 4:1
- **HOOK OVERLOAD AND TRACEABILITY MARKS:** top hook features overload indicator marks either side of the hook throat. Batch code, manufacturer's mark and hoist WLL on the hook assembly for full traceability and compliance.
- **HOOK HOUSINGS:** are secured with socket head cap screws/hex head bolts and nyloc locking nuts to allow full inspection.
- **LOAD CHAIN:** fitted with load chain that fully complies with international standard BS EN818-7 Grade T (8). Corrosion protected Grade 8 load chain is offered as standard with our WH RL5 lever hoist.
- **PROOF TESTED:** 100% of lever hoists are proof tested to 1.5 times the WLL.
- **THE WH RL5 IRONMAN:** can be fitted with either a clevis shackle or omega link eradicating the need for the current connecting link between the clamp and the hoist. The whole system will be certified as one single piece of equipment reducing time and cost when it comes to the inspection and re-certification of the lever hoist, producing a more efficient and effective piece of equipment to use in the field.
- **DABS (DUAL ANTI-LOCK BRAKE SYSTEM):** prevents the accidental engagement of freewheel.
- **CORROSION PROTECTION:** high performance waterproof marine grease is used throughout the hoist to give long term protection in the harshest environments. Zinc flake corrosion protection along with stainless steel throughout the hoist means extended longevity of critical components.
- **TEMPERATURE RANGE :** -20°C to +120°C.
- **MANUFACTURED** and proof tested in the UK.



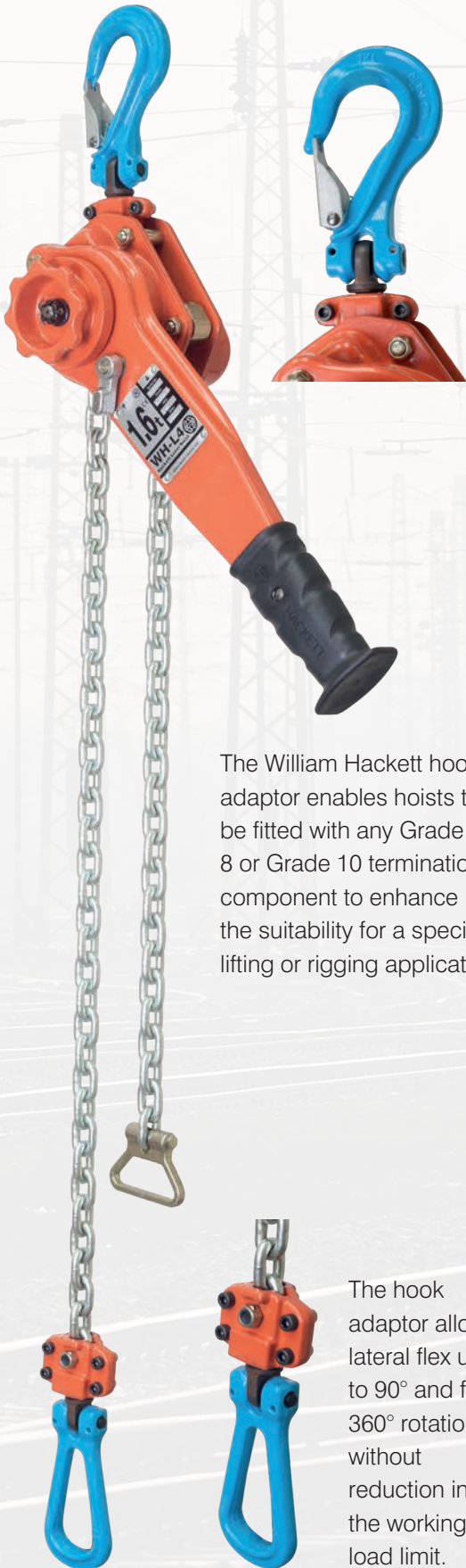
Certificate of Acceptance

PA05/06687

Part Code	WLL t	No. of Falls	Load Chain mm	Mass kg 1.5m HOL	Extra Weight per m kg
034.SS.015.IM	1.5	1	7.1 x 19.9	8.5	1.1

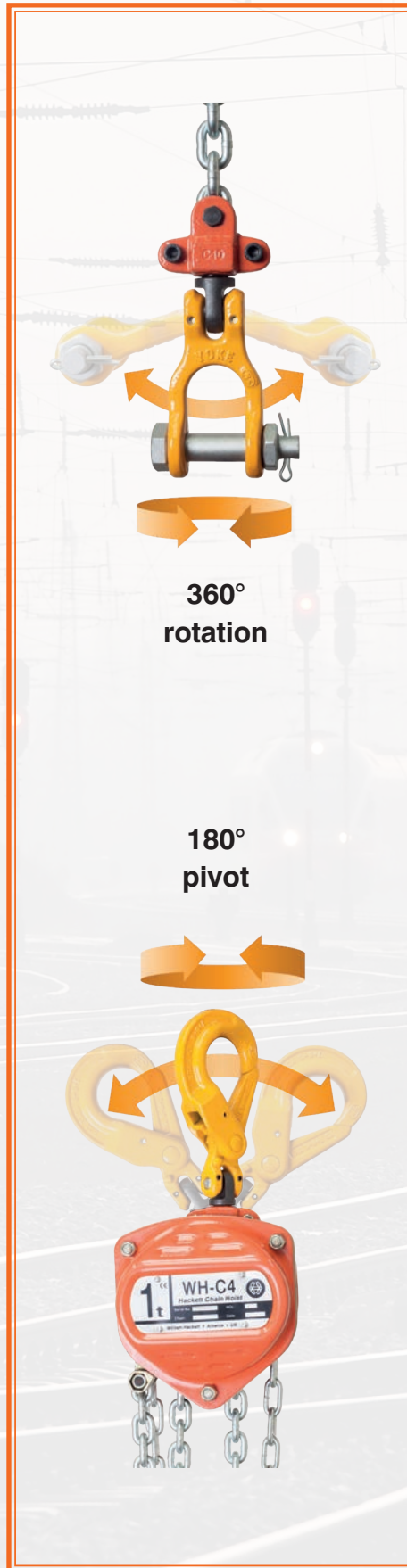
Adaptor Hoists

Lifting and rigging operations vary greatly which over many years has led to the development of a wide range of forged hook attachment products.



The William Hackett hook adaptor enables hoists to be fitted with any Grade 8 or Grade 10 termination component to enhance the suitability for a specific lifting or rigging application.

The hook adaptor allows lateral flex up to 90° and full 360° rotation without reduction in the working load limit.



360°
rotation

180°
pivot



Manufactured in the UK and available from stock

Option on all WH hoists

Push Trolleys

WH PT

Available in 500kg to 10t



WH PT CORROSION PROTECTED

Available in 500kg to 5t



WH PT ATEX

Available in 500kg to 10t



WH AT ADJUSTABLE

Available in 2t to 6t



Push Trolleys



WH PT



WH PT ATEX



WH PT CORROSION PROTECTED



WH AT ADJUSTABLE

The design and specification of WH PT and WH AT push trolley range includes:

- **SAFETY FACTOR:** 4:1
- **TRACK WIDTHS:** The WH PT series of trolleys can be supplied to suit various track widths, configured for either standard beam range or extended beam range. The WH AT adjustable push trolley adapts to the track width by operation of the adjustable bar, and is fitted with a locking mechanism for ensuring secure clamping to the beam.
- **TROLLEY WHEELS:** are precision machined and they rotate on maintenance sealed ball bearings.
- **TROLLEYS:** fitted with anti-jump bars and rubber end stops as standard.
- **ATEX:** The WH PT ATEX push trolley range is fitted with solid bronze wheels, and have a copper plated hanging plate.
- **TEMPERATURE RANGE:** -20°C to +120°C for WH PT, Corrosion Protected and WH AT adjustable push trolleys, and -20°C to +135°C for WH PT ATEX push trolleys.
- **CORROSION PROTECTION:** Zinc flake, dacromet finish provides enhanced protection when operating in corrosive environments.

WH PT Push Trolley

Part Code	WLL t	Mass kg	Standard Beam Range mm	Extended Beam Range mm
044.050	0.5	6.5	50-203	N/A
044.100	1.0	10.0	64-203	64-305
044.200	2.0	15.5	88-203	88-305
044.320	3.2	26.5	100-203	100-305
044.500	5.0	38.0	114-203	114-305
044.1000	10.0	59.0	124-203	124-305

WH PT ATEX Push Trolley

Part Code	WLL t	Mass kg	Standard Beam Range mm	Extended Beam Range mm
044.ATEX.050	0.5	6.5	50-203	N/A
044.ATEX.100	1.0	10.0	64-203	64-305
044.ATEX.200	2.0	15.5	88-203	88-305
044.ATEX.320	3.2	26.5	100-203	100-305
044.ATEX.500	5.0	38.0	114-203	114-305

WH PT Corrosion Protected Push Trolley

Part Code	WLL t	Mass kg	Standard Beam Range mm	Extended Beam Range mm
044.050.CP	0.5	6.6	50-203	N/A
044.100.CP	1.0	9.4	64-203	64-305
044.200.CP	2.0	14.5	88-203	88-305
044.320.CP	3.2	25.7	100-203	100-305
044.500.CP	5.0	37.3	114-203	114-305

WH-AT Adjustable Push Trolley

Part Code	WLL t	Min. Radius of Curve m	Beam Width mm	Mass kg
014.200	2.0	0.7	76-203	8.1
014.320	3.2	1.1	76-203	14.3
014.600	6.0	1.4	100-305	27.4

Geared Trolleys



WH GT
Available in 500kg to 10t

**WH GT
ATEX**
Available in 500kg to 5t

**WH GT
CORROSION PROTECTED**
Available in 500kg to 5t

Geared Trolleys



WH GT



WH GT ATEX



WH GT CORROSION PROTECTED

The design and specification of WH GT and WH AT push trolley range includes:

- **SAFETY FACTOR:** 4:1
- **TRACK WIDTHS:** The WH GT series of trolleys can be supplied to suit various track widths, configured for either standard beam range or extended beam range. The WH AT adjustable push trolley adapts to the track width by operation of the adjustable bar, and is fitted with a locking mechanism for ensuring secure clamping to the beam.
- **TROLLEY WHEELS:** are precision machined and they rotate on maintenance sealed ball bearings.
- **TROLLEYS:** fitted with anti-jump bars and rubber end stops as standard.
- **ATEX:** The WH GT ATEX push trolley range is fitted with solid bronze wheels, and have a copper plated hanging plate.
- **TEMPERATURE RANGE:** -20°C to +120°C for WH GT, Corrosion Protected and -20°C to +135°C for WH PT ATEX push trolleys.
- **CORROSION PROTECTION:** Zinc flake, dacromet finish provides enhanced protection when operating in corrosive environments.

WH GT Geared Trolley

Part Code	WLL t	Mass kg	Standard Beam Range mm	Extended Beam Range mm
055.050	0.5	8.6	50-203	N/A
055.100	1.0	11.5	64-203	64-305
055.200	2.0	16.6	88-203	88-305
055.320	3.2	28.2	100-203	100-305
055.500	5.0	41.0	114-203	114-305
055.1000	10.0	62.0	124-203	124-305

WH GT ATEX Geared Trolley

Part Code	WLL t	Mass kg	Standard Beam Range mm	Extended Beam Range mm
055.ATEX.050	0.5	8.6	50-203	N/A
055.ATEX.100	1.0	11.5	64-203	64-305
055.ATEX.200	2.0	16.6	88-203	88-305
055.ATEX.320	3.2	28.2	100-203	100-305
055.ATEX.500	5.0	41.0	114-203	100-305

WH GT Corrosion Protected Geared Trolley

Part Code	WLL t	Mass kg	Standard Beam Range mm	Extended Beam Range mm
055.050.CP	0.5	9.6	50-203	N/A
055.100.CP	1.0	12.3	64-203	64-305
055.200.CP	2.0	17.2	88-203	88-305
055.320.CP	3.2	28.4	100-203	100-305
055.500.CP	5.0	40.1	114-203	114-305

Beam Clamps



WH BC
Available in 2t to 15t



WH UBC
Available in 2t to 10t



WH MDC
Available in 2t to 4t

Beam Clamps

WH BC Fixed Jaw Super Clamp



Features and benefits include:

- Gusset jaws for maximum beam contact, and thereafter grip and stability.
- Fitted with Dee shackle for easy hoist connection.
- Can be used up to an angle of 45° from the vertical.

WH UBC Universal Beam Clamp



Features and benefits include:

- Designed for lifting, transporting, lateral pulling and turning over steel plates and various shaped materials across industrial lifting applications.
- Ideal for hanging hoists, and as an anchor point when pulling materials.
- Designed for vertical and side load applications where conventional clamps are not.
- Built in suspension point for low headroom operations.

WH MDC Multi-Directional Clamp



Features and benefits include:

- Fitted with an adjustable locking mechanism, ensuring secure clamping to the beam.
- Can be loaded at any angle, and eliminates the requirement of spreader beams.
- Visual confirmation of safety.

WH BC Fixed Jaw Super Clamp

Part Code	WLL t	Beam Range mm	Mass kg
027.200	2.0	76-190	4.0
027.320	3.2	76-190	8.0
027.320.E	3.2	127-350	11.5
027.400	4.0	150-254	11.0
027.500	5.0	76-190	10.0
027.500.E	5.0	150-305	15.0
027.600	6.0	203-457	18.8
027/1000	10.0	203-457	28.0
027/1500	15.0	203-457	49.5
027/1500.E	15.0	406-610	58.5

WH UBC Universal Beam Clamp

Part Code	WLL t	Beam Width mm	Mass kg
028.200	2.0	76-204	9.5
028.320	3.2	125-204	14.4
028.500	5.0	125-305	26.2
028.1000	10.0	125-305	38.5
028.1000.E	10.0	125-405	45.0

WH MDC Multi-Directional Clamp

Part Code	WLL t	Beam Width mm	Mass kg
029.200	2.0	0-40	4.3
029.320	3.2	0-40	8.2
029.400	4.0	5-40	10.0

Combined Chain Hoist and Trolleys

WH Combined Chain Hoists and Trolleys

William Hackett chain hoists are available as a combined unit with our push and geared trolley range. These combined units enable exact positioning and easy traversing of large loads, and are suitable for lifting operations where headroom is limited.

Our combination chain hoist and trolley units can be supplied in either standard, ATEX, or corrosion protected specifications.



WH C4 Combined Chain Hoist & Push Trolley

Part Code	WLL t	No. of Falls	Mass kg	Standard Beam Range mm	Extended Beam Range mm
066.053	0.5	1	14.6	50-203	N/A
066.103	1.0	1	22.4	88-203	88-305
066.203	2.0	1	31.9	88-203	88-305
066.323	3.2	2	50.1	100-203	100-305
066.503	5.0	2	77.4	114-203	114-305

WH C4 Combined Chain Hoist and Geared Travel Trolley

Part Code	WLL t	No. of Falls	Mass kg	Standard Beam Range mm	Extended Beam Range mm
067.053	0.5	1	17.4	50-203	N/A
067.103	1.0	1	23.4	88-203	88-305
067.203	2.0	1	34.0	88-203	88-305
067.323	3.2	2	52.6	100-203	100-305
067.503	5.0	2	80.1	114-203	114-305

WH ATEX-C4 Combined Chain Hoist and Push Trolley

Part Code	WLL t	No. of Falls	Mass kg	Standard Beam Range mm	Extended Beam Range mm
066.ATEX.053	0.5	1	14.6	50-203	N/A
066.ATEX.103	1.0	1	22.4	88-203	88-305
066.ATEX.203	2.0	1	31.9	88-203	88-305
066.ATEX.323	3.2	2	50.1	100-203	100-305
066.ATEX.503	5.0	2	77.4	114-203	114-305

WH ATEX-C4 Combined Chain Hoist and Geared Travel Trolley

Part Code	WLL t	No. of Falls	Mass kg	Standard Beam Range mm	Extended Beam Range mm
067.ATEX.053	0.5	1	17.4	50-203	N/A
067.ATEX.103	1.0	1	23.4	88-203	88-305
067.ATEX.203	2.0	1	34.0	88-203	88-305
067.ATEX.323	3.2	2	52.6	100-203	100-305
067.ATEX.503	5.0	2	80.1	114-203	114-305

WH CP-C4 Corrosion Protected Combined Chain Hoist and Push Trolley

Part Code	WLL t	No. of Falls	Mass kg	Standard Beam Range mm	Extended Beam Range mm
066.053.CP	0.5	1	14.6	50-203	N/A
066.103.CP	1.0	1	22.4	88-203	88-305
066.203.CP	2.0	1	31.9	88-203	88-305
066.323.CP	3.2	2	50.1	100-203	100-305
066.503.CP	5.0	2	77.4	114-203	114-305

WH CP-C4 Corrosion Protected Combined Chain Hoist and Geared Trolley

Part Code	WLL t	No. of Falls	Mass kg	Standard Beam Range mm	Extended Beam Range mm
067.053.CP	0.5	1	17.4	50-203	N/A
067.103.CP	1.0	1	23.4	88-203	88-305
067.203.CP	2.0	1	34.0	88-203	88-305
067.323.CP	3.2	2	52.6	100-203	100-305
067.503.CP	5.0	2	80.1	114-203	114-305

Ultra Low Headroom Trolley Hoist

The design and specification of the WH SS-C4 QP Ultra Low Headroom Trolley Hoist includes:

- Ultra low headroom for use where space is extremely limited.
- Efficient hoist drive train minimises the effort required to operate the hoist.
- Fitted with the WH SS-C4 QP chain hoist.
- Finished with marine grade paint (AksoNobel Interpon Redox Triplex 3-Layer Corrosion Protection System) to ISO 12944 category C5.
- Fitted with drop beam flange guides.
- Grade 8 lifting points fitted on each corner to aid with manual handling.
- Fitted with fully compliant Grade T (8) calibrated load chain to EN818-7.
- Bottom hook stamped with the manufacturer's mark 'HA' and traceability code.
- The trolley is fitted with universal wheels as standard. Flat or tapered wheels are available upon request.
- The trolley design incorporates integrated anti-drop and anti-tilt features.
- Can also be supplied in ATEX configuration (quoted and manufactured on request).




WH SS-C4 QP
Ultra Low Headroom Trolley Hoist

Part Code	WLL t	No. of Falls	Mass kg 3m HOL	Beam Range mm
068.100	1.0	2	68.5	62 - 180
068.200	2.0	2	71.0	75 - 210
068.320	3.2	2	131.0	110 - 210
068.500	5.0	2	195.0	125 - 310
068.750	7.5	4	338.0	125 - 310
068/1000	10.0	4	338.0	125 - 310
068/1200	12.0	4	345.0	125 - 310
068/1500	15.0	6	450.0	125 - 310
068/2000	20.0	8	530.0	125 - 310
068/2500	25.0	8	530.0	125 - 310

- ULHT capacity 1t – 10t are available from stock. 12t – 25t are quoted and manufactured on request.

Hand and Load Chain



Speed Link Connector

Calibrated Grade T (8) Load Chain to EN818-7 - Zinc Plated

Part Code	Size mm
AT2.050.5	5 x 15
AT2.056.5	5.6 x 17
AT2.060.5	6 x 18
AT2.071.5	7.1 x 21.1
AT2.080.5	8 x 24
AT2.100.5	10 x 30

Calibrated Grade T (8) Load Chain to EN818-7 - Corrosion Protected

Part Code	Size mm
AT3.050.5	5 x 15
AT3.056.5	5.6 x 17
AT3.060.5	6 x 18
AT3.071.5	7.1 x 21
AT3.080.5	8 x 24
AT3.100.5.335	10 x 30
AT3.100.1.335	10 x 28

Calibrated Grade S (6) Load Chain - Stainless Steel

Part Code	Size mm
SS6.050.5	5 x 15
SS6.060.5	6 x 18
SS6.080.5	8 x 24
SS6.100.5	10 x 30
SS6.100.1	10 x 28

Hand Chain for Manual Hoists

Part Code	Finish	Size mm
CT6.050.25	Zinc Plated	5 x 25
CT6.050.25.C	Corrosion Protected	5 x 25
CT6.050.25SS	Stainless Steel	5 x 25

Speed Link Connector

Part Code
CT6.050.SL